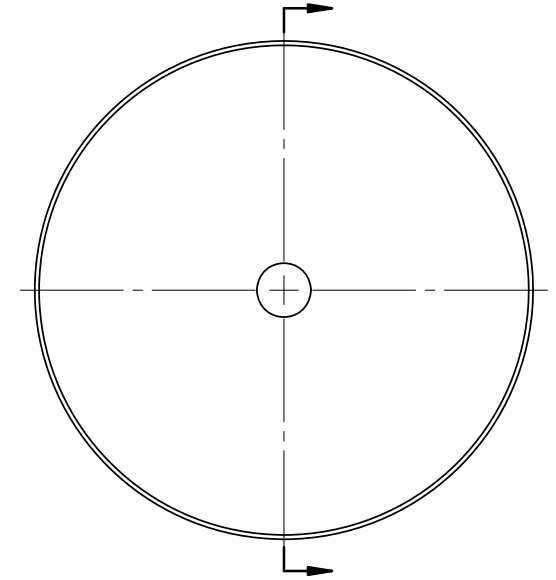
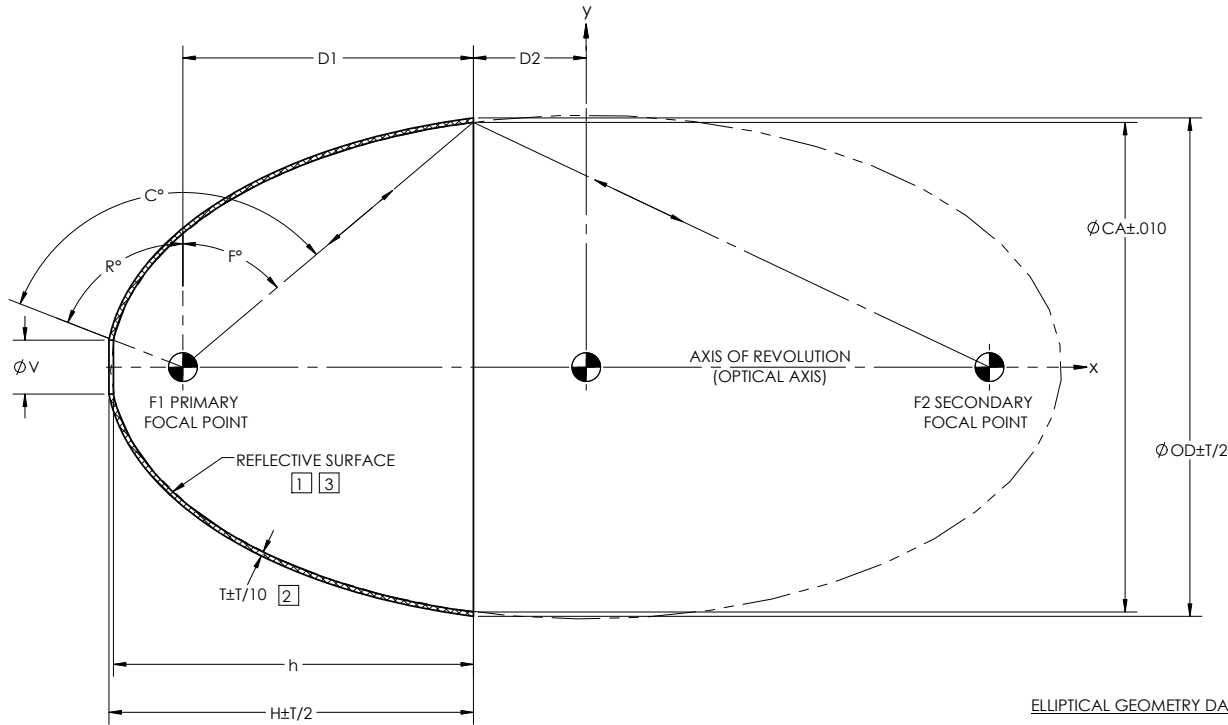


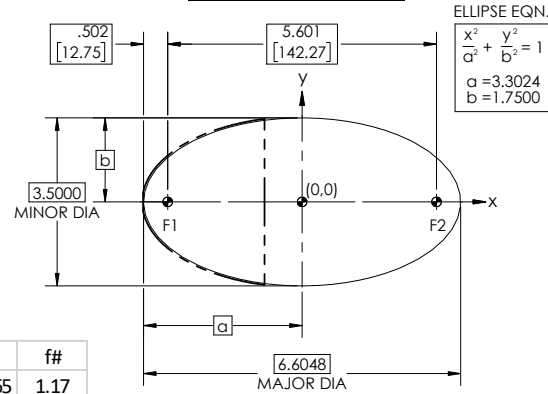
NOTES: UNLESS OTHERWISE SPECIFIED

- 1 ELECTROFORM REFLECTOR FROM MASTER TOOL WITH SPECULAR SURFACE QUALITY OF 80-50 SCRATCH-DIG PER MIL-PRF-13830B.
- 2 NOMINAL THICKNESS (T) MAY VARY ± T/4 WITHIN .25 OF EDGES.
- 3 REFLECTIVE SURFACE COATING TO BE SEPARATELY SPECIFIED.

REVISIONS			
REV	DESCRIPTION	DATE	APPROVED
Ø	INITIAL DRAWING RELEASE	05/21/96	GFW
A	REVISED TOLERANCES	02/05/98	KEN S.
B	REVISED TOLERANCES	06/30/98	KEN S.
C	ADDED -0500 CONFIGURATION	04/01/99	GFW
D	CORRECTED GEOMETRY DATA	03/20/00	GFW
E	UPDATED DRAWING FORMAT	08/15/17	RRS
F	ADDED -0600 CONFIGURATION	08/01/19	JPH



ELLIPTICAL GEOMETRY DATA



DASH NO.	CA	V	OD	T	D1	D2	H	h	R°	F°	C°	f#
E142	3.400	0.375	3.460	0.030	2.017	0.784	2.530	2.500	68.78	49.87	118.65	1.17
E142-0100	3.400	1.250	3.460	0.030	2.017	0.784	2.338	2.301	24.44	49.87	74.31	1.17
E142-0200	3.400	0.500	3.460	0.030	2.017	0.784	2.516	2.485	61.89	49.87	111.76	1.17
E142-0300	2.940	0.500	3.003	0.030	1.009	1.792	1.508	1.477	61.89	34.46	96.35	1.64
E142-0400	3.400	0.750	3.460	0.030	2.017	0.784	2.474	2.442	48.58	49.87	98.45	1.17
E142-0500	3.400	0.375	3.460	0.030	2.017	0.784	2.530	2.500	68.78	49.87	118.65	1.17
E142-0600	3.400	1.000	3.460	0.030	2.017	0.784	2.415	2.381	36.07	49.87	85.94	1.17

THE "E142" DASH NO. IS THE THEORETICALLY LARGEST REFLECTOR THAT CAN BE FORMED FROM EXISTING MASTER TOOLING.

UNLESS OTHERWISE SPECIFIED DIMENSIONS ARE IN INCHES (mm) GD&T PER ASME Y14.5-2009 DO NOT SCALE DRAWING		CONTRACT NO. 96-E142		42310 WINCHESTER RD. TEMECULA, CA 92590 WWW.OPTIFORMS.COM	
DRAWN JIW	DATE 08/15/17	ENGINEER RRS	DATE 08/15/17	REFLECTOR, ELLIPTICAL 5.60"/142mm (F1-F2)	
CHECKED		MATERIAL	ELECTROFORMED NICKEL - LSSN TYPE 1		
FINISH		SCALE	1:1	CAGE CODE	0Y1Y4
APPLICATION	USED ON	THIRD ANGLE PROJECTION	SEE NOTE 3	DWG. NO.	E142
				REV	F
				SHEET	1 OF 1